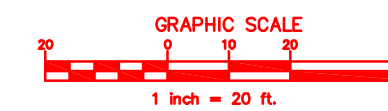


LAND -DESIGN SOUTH
DONNA CLEMMONS

LANDSCAPE ARCHITECT
ASLA ASSOCIATE
105 B CORAL DRIVE
WRIGHTSVILLE BEACH, N.C.
28480
910 550 8788

DATE : 11/19/2015
REVISED: 11/23/2015
DRAWN BY: DDC



No.	Revision	Date	By

Designer	Scale
MNH	AS SHOWN
Drawn By	Date
MNH	OCTOBER, 2015
Checked By	Job No.
MNH	

OCEAN BLUE POOLS & SPAS
NORTH CAROLINA



OCEAN BLUE POOLS & SPAS
30 COVIL AVENUE
WILMINGTON, NC 28405

LANDSCAPE PLAN





Sheet No.
C-8

Plant Table





Broadleaf Deciduous

Quantity	Symbol	Scientific Name	Common Name	Planting Size
10		Magnolia virginiana	Sweet bay magnolia	2"cal
3		Prunus yedoensis	Yoshino Cherry	2"cal

Broadleaf Evergreen

Quantity	Symbol	Scientific Name	Common Name	Planting Size
18		Quercus hemisphaerica	Laurel oak	2"cal
6		Quercus virginiana	Southern live oak	2"cal
14		Rhododendron indicum 'G. Tabor'	George Tabor azalea	3 gal
13		Santolina chamaecyparissus	Lavender cotton	3 gal

Palms, Grasses, Groundcovers

Quantity	Symbol	Scientific Name	Common Name	Planting Size
16		Sabal minor	Dwarf palmetto	3 gal
100		Schizachyrium scoparium	Little bluestem/Prairie munchkin	1 gal
32		Liriope muscari	Big blue lily turf	1 gal
70		Trachelospermum asiaticum	Asian jasmine	1 gal

LANDSCAPE NOTES:

LANDSCAPE CONTRACTOR SHALL LOCATE ALL UNDERGROUND UTILITIES AND COORDINATE WITH ALL OTHER TRADES ON SITE.
 ALL PLANTS SHALL CONFORM TO OR EXCEED THE STANDARDS FOR NURSERY STOCK AS PUBLISHED BY THE AMERICAN ASSOCIATION OF NURSERYMEN.
 LOCATE FOUR CORNERS OF THE PROPERTY LINES TO ENSURE PLANTS ARE NOT PLANTED IN EASEMENTS OR COMMON AREAS.
 EXISTING TREES SHALL BE PROTECTED DURING CONSTRUCTION.
 PLANTING SOIL SHALL BE LOOSE, FRIABLE AND FREE OF DEBRIS.

PRIOR TO ANY CLEARING, GRADING, OR CONSTRUCTION ACTIVITY TREE PROTECTION FENCING WILL BE INSTALLED AROUND PROTECTED TREES, OR GROVES OF TREES. NO CONSTRUCTION WORKERS, TOOLS, MATERIALS, OR VEHICLES ARE PERMITTED WITHIN THE TREE PROTECTION FENCING.

SITE DATA:

S.F. OF BACK PARKING AREA=10,743
 S.F. OF PARKING AREA FROM STREET TO FENCELINE=6991
 S.F. OF TOTAL PARKING AREA=17,734
 SHADE CALCULATION 20% OF PARKING AREA RE'QD=3546.8
 18 LAUREL OAKS X 350=6300 PROVIDED
 1 PECAN EXISTING X 707= 707 PROVIDED
 3 YOSHINO CHERRY X 707=2121 PROVIDED
 TOTAL SHADE PROVIDED=9128

TREE MITIGATION

35" PECAN REMOVED AND MITIGATED
 75% MITIGATION CATEGORY RE'QD
 35" X 2=70/3=23.3X.75=17.5=18 TREES RE'QD
 43" DISEASED PECAN REMOVED/NO MITIGATION RE'QD

STREETYARD RE'QD

400 LINEAR FT.-24=376X25=9400/600=15.6=16 TREES RE'QD
 16 TREES PROVIDED
 9400/600X6=94 SHRUBS RE'QD
 103 SHRUBS PROVIDED

DUE TO ESSENTIAL SITE IMPROVEMENTS THE SIX TREES RE'QD IN THE STREETYARD WERE PLACED IN THE SIDEYARD .



LAND -DESIGN SOUTH
 DONNA CLEMMONS

LANDSCAPE ARCHITECT
 ASLA ASSOCIATE
 105 B CORAL DRIVE
 WRIGHTSVILLE BEACH, N.C.
 28480
 910 550 8788

DATE : 11/19/2015
 REVISED: 11/23/2015:
 DRAWN BY: DDC

No.	Revision	Date	By

DESIGNER: **JOHN J. SCOTT**
 DRAWN BY: **DDC**
 CHECKED BY: **DDC**
 DATE: **11/19/2015**

OCEAN BLUE POOLS & SPAS
 WILMINGTON, NORTH CAROLINA
 OCEAN BLUE POOLS & SPAS
 30 COVIL AVENUE
 WILMINGTON, NC 28405

LANDSCAPE PLAN

Sheet No.
C-8